

# XCKW131

Wireless limit switch, Limit switches XC  
Standard, XCKW, plastic roller lever



## Main

Range of product	Telemecanique Limit switches XC Standard
Series name	Standard format
Product or component type	Wireless limit switch
Device short name	XCKW
Body type	Fixed
Head type	Rotary head

## Complementary

Body material	Plastic
Head material	Plastic
Lever material	Metal
Fixing mode	By 4 screws
Type of operator	Spring return roller lever thermoplastic
Switch actuation	By 30° cam
Type of approach	Lateral approach, 1 or 2 programmable direction
Communication network type	ZigBee green power - 2.4 GHz conforming to IEEE 802.15.4
Electrical composition code	PW1
Emission power	3 mW
Response time	<= 2 ms
Maximum sensing distance	100 M in free field 300 M with external antenna 25 m in industrial environment
Contact operation	Snap action
Number of steps	1
Maximum torque for tripping	0.5 N.m
Maximum actuation speed	1 m/s
Maximum operating rate	60 cyc/mn
Mechanical durability	400000 cycles
Switching operation per hour	3600
Width	40 mm
Height	137 mm
Depth	61 mm
Net weight	0.24 kg

The information provided in this documentation contains general descriptions and/or technical characteristics of the performance of the products contained herein. This documentation is not intended as a substitute for and is not to be used for determining suitability or reliability of these products for specific user applications. It is the duty of any such user or integrator to perform the appropriate and complete risk analysis, evaluation and testing of the products with respect to the relevant specific application or use thereof. Neither TWSS Holding nor any of its affiliates or subsidiaries shall be responsible or liable for misuse of the information contained herein.

## Environment

Electromagnetic compatibility	Radiated emission Immunity for industrial environments Susceptibility to electromagnetic fields - test level: 3 V/m (80...2700 MHz, distance = 20 m) Susceptibility to electromagnetic fields - test level: 10 V/m (80...2000 MHz) Electrostatic discharge immunity test - test level: 6 kV (on contact (on metal parts)) Electrostatic discharge immunity test - test level: 8 kV (in free air (in insulating parts))
Shock resistance	50 gn for 11 ms conforming to IEC 60068-2-27
Vibration resistance	+/- 10 mm (f= 2...11 Hz) conforming to IEC 60068-2-6 25 gn (f= 10...500 Hz) conforming to IEC 60068-2-6
IP degree of protection	IP67 conforming to IEC 60529 IP66 conforming to IEC 60529
IK degree of protection	IK05 conforming to EN 50102
Ambient air temperature for operation	-25...55 °C
Ambient air temperature for storage	-40...70 °C
Directives	2004/108/EC - electromagnetic compatibility 1999/5/EC - R&TTE directive
Standards	EN/IEC 60947-5-1 EN/IEC 60947-1
Radio agreement	IC conforming to RSS FCC conforming to RCM

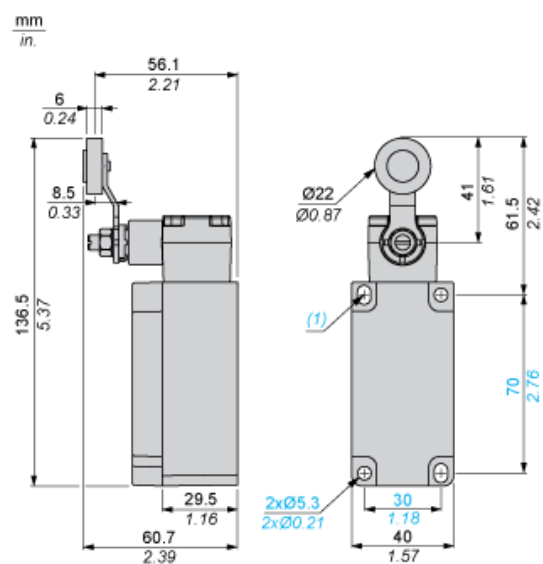
## Packing Units

Unit Type of Package 1	PCE
Number of Units in Package 1	1

## Offer Sustainability

California proposition 65	WARNING: This product can expose you to chemicals including: Diisononyl phthalate (DINP), which is known to the State of California to cause cancer, and Di-isodecyl phthalate (DIDP), which is known to the State of California to cause birth defects or other reproductive harm. For more information go to <a href="http://www.P65Warnings.ca.gov">www.P65Warnings.ca.gov</a>
For all Reach Rohs enquiries contact us at	<a href="mailto:sustainability@tesensors.com">sustainability@tesensors.com</a>

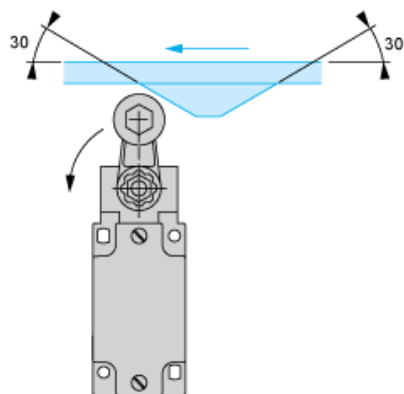
## Dimensions



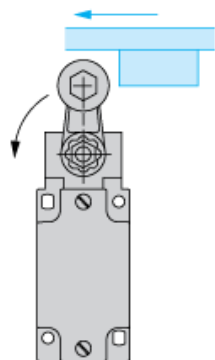
(1) 2 elongated holes 5.3 x 7.3 mm / 0.21 x 0.29 in.

## Mounting with Rotary Head and Roller Lever

### Recommended Mounting

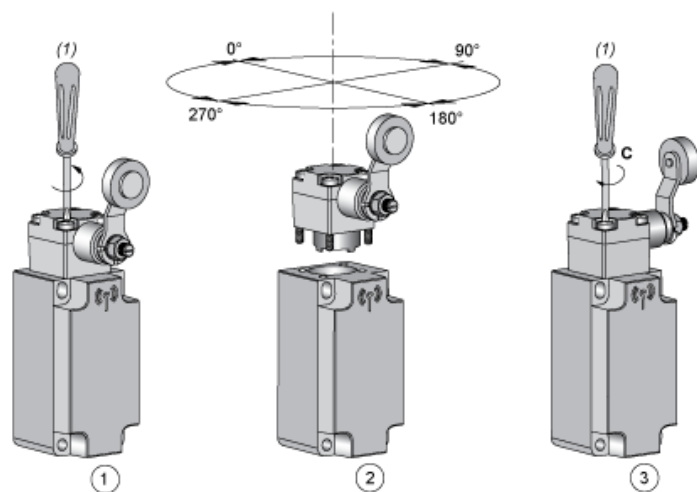


### Mounting to be Avoided



## Mounting

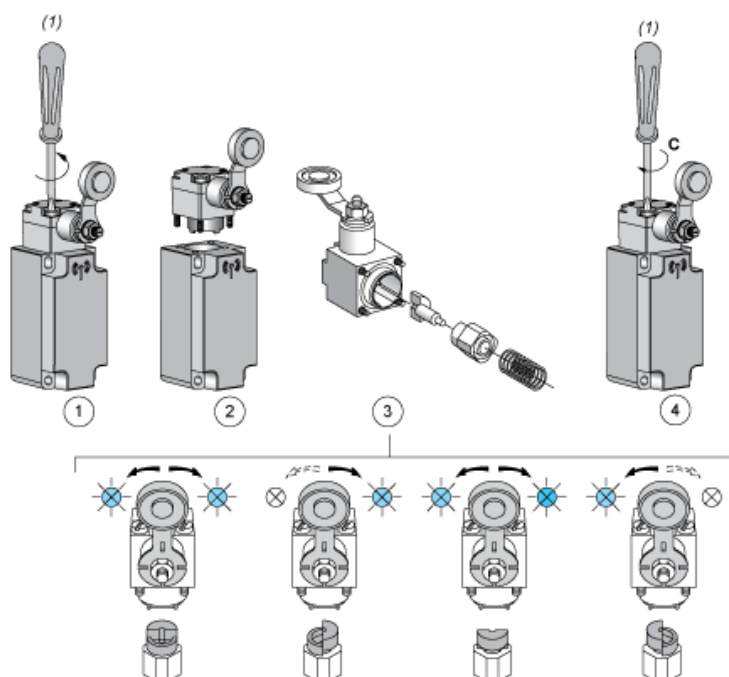
### Head Orientation



- (1) PZ1, pozidriv screwdriver, size 1  
C : 1 Nm ( $\pm 20\%$ ) / 8.85 lb-in ( $\pm 20\%$ )

## Mounting

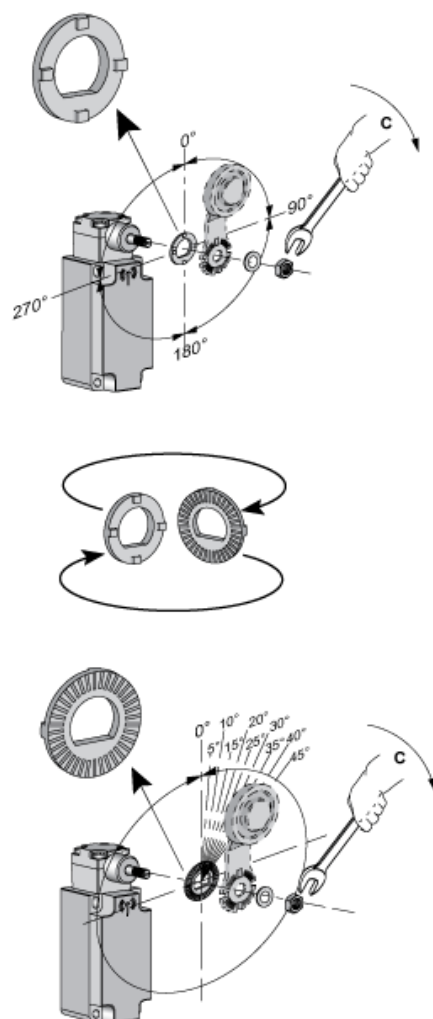
## Actuator Direction Setting



(1) PZ1, pozidriv screwdriver, size 1  
C : 1 Nm ( $\pm 20\%$ ) / 8.85 lb-in ( $\pm 20\%$ )

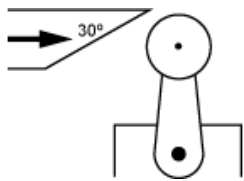
## Mounting

### Actuator Angle Setting



C : 1 Nm ( $\pm 20\%$ ) / 8.85 lb-in ( $\pm 20\%$ )

### Characteristics of Actuation




---

## Technical Description

---

### Functionnal Diagram, Travel Distance



- (1) Reset  
(2) Set