

XUM9ANCNM8

photo-electric sensor - XUM - polarised - Sn
5m - 12..24VDC - M8



Main

Range of product	Telemecanique Photoelectric sensors XU
Series name	General purpose single mode
Electronic sensor type	Photo-electric sensor
Sensor name	XUM
Sensor design	Miniature
Detection system	Polarised reflex
Material	Plastic
Type of output signal	Discrete
Supply circuit type	DC
Wiring technique	3-wire
Discrete output type	NPN
Discrete output function	1 NO or 1 NC programmable
Electrical connection	1 male connector M8, 4 pins
Product specific application	-
Emission	Red polarised reflex
[Sn] nominal sensing distance	5 m polarised reflex need reflector XUZC50

Complementary

Enclosure material	PBT
Lens material	PMMA
Output type	Solid state
Wire insulation material	PVC
Status LED	1 LED (yellow) for output state 1 LED (red) for instability
[Us] rated supply voltage	12...24 V DC
Switching capacity in mA	<= 100 mA (overload and short-circuit protection)
Switching frequency	<= 500 Hz
Maximum voltage drop	<1.5 V (closed state)
Current consumption	35 mA no-load
Maximum delay first up	30 ms
Maximum delay response	1 ms
Maximum delay recovery	1 ms
Setting-up	Without sensitivity adjustment
Depth	27 mm
Height	38 mm
Width	12 mm
Net weight	0.01 kg

Environment

Product certifications	UL[RETURN]CSA[RETURN]CE
Ambient air temperature for operation	-25...55 °C
Ambient air temperature for storage	-30...70 °C
Vibration resistance	7 gn, amplitude = +/- 1.5 mm (f = 10...55 Hz) conforming to IEC 60068-2-6
Shock resistance	30 gn (duration = 11 ms) conforming to IEC 60068-2-27
IP degree of protection	IP67 double insulation conforming to IEC 60529 IP65 double insulation conforming to IEC 60529

Packing Units

Unit Type of Package 1	PCE
Number of Units in Package 1	1

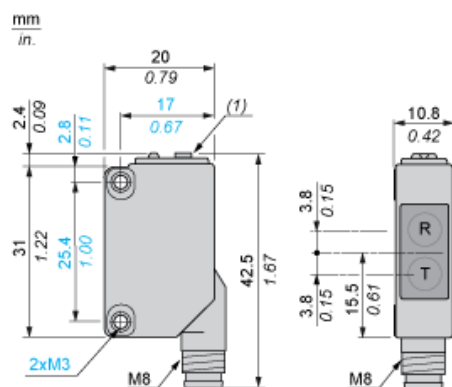
Offer Sustainability

California proposition 65	WARNING: This product can expose you to chemicals including: Diisononyl phthalate (DINP), which is known to the State of California to cause cancer, and Di-isodecyl phthalate (DIDP), which is known to the State of California to cause birth defects or other reproductive harm. For more information go to www.P65Warnings.ca.gov
For all Reach Rohs enquiries contact us at	sustainability@tesensors.com

Contractual warranty

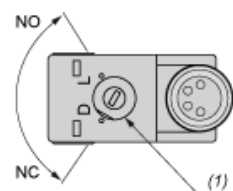
Warranty	18 months
----------	-----------

Dimensions



R : Reception
T : Transmission
(1) Potentiometer

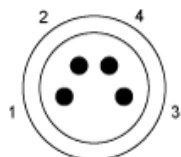
Mounting and Clearance



- (1) Configuration switch
- (2) Output state LED
- (3) Stability and power on LED
- (4) Adjustment potentiometer

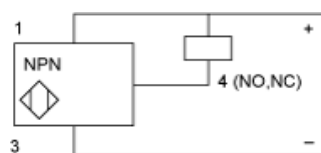
Connections and Schemes

M8 Connector

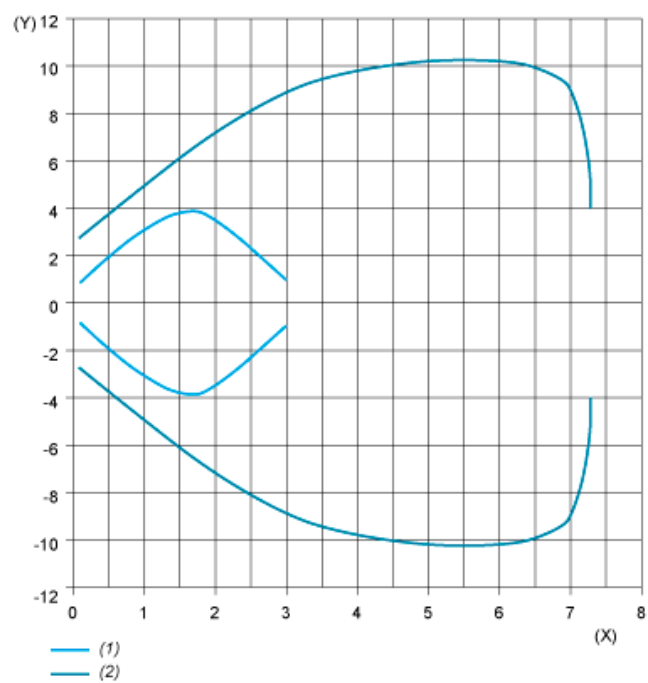


- 1 : (+)
- 3 : (-)
- 4 : OUT/Output

NPN



Detection Curves



- (1) XUZY08
(2) XUZY50
(Y) Parallel movement (cm)
(X) Distance (m)